





2.2.2

Module 2 Central nervous system

Topic 2 Brain

Lesson 2 Cerebellum. IV ventricle. Rhomboid fossa.

<p>1. Cerebellum</p> <p>2-minutes neuroscience</p>  <p>UBC Neuroanatomy</p> 	<ul style="list-style-type: none">- Reading Book 'Human anatomy' (Cherkasov)- Work Book (Coloring book)- Atlas Sobotta Volume 3	<p>pages 349-353</p> <p>page 94</p> <p>page 248-253</p>
<p>2. IV ventricle</p> <p>Explanation</p>  <p>Real model</p> 	<ul style="list-style-type: none">- Reading Book 'Human anatomy' (Cherkasov)- Work Book (Coloring book)- Atlas Sobotta Volume 3	<p>pages 349-353</p> <p>page 94</p> <p>page 246</p>
<p>3. Rhomboid fossa</p>	<ul style="list-style-type: none">- Reading Book 'Human anatomy' (Cherkasov)- Work Book (Coloring book)- Atlas Sobotta Volume 3	<p>pages 349-353</p> <p>page 94</p> <p>page 294-295</p>